

PALLET PAL[®]

*Level Loaders, Turntables, Rotators/Inverters,
Low-Profile Levelers, and Transporters*



SOUTHWORTH[®]

PALLETPAL®

LEVEL LOADERS


Load and Unload Pallets the Faster, Safer and Easier Way

Loading and unloading pallets is a time consuming, back breaking job that can lead to excess worker fatigue or even injury. PalletPal® Level Loaders make the work faster, safer and easier. They position pallets at a comfortable working height virtually eliminating bending, reaching and stretching when building or breaking down pallet loads. Turntable equipped units allow users to spin the load so they are always working on the near side. This eliminates the need for walking around pallets while carrying heavy loads and removing the potential for trip and fall accidents.

More Models to Choose From

Starting with the original automatic spring-actuated unit introduced by Southworth in 1988, the line has grown to include several products, tailored for specific applications.

- ✓ Automatic Leveling — spring or airbag
- ✓ Operator controlled powered leveling
- ✓ Hand pallet truck accessible
- ✓ Multipurpose / transportable
- ✓ Pallet load rotator / inverters
- ✓ Portable floor mounted turntables



A small investment in any of our PalletPal products pays dividends by increasing productivity, reducing employee lost time and creating a happier, more motivated workforce.

Automatic PalletPal



Page 3

Powered PalletPal



Page 4

PalletPal Turntable Disc/Ring



Page 8

PalletPal Low-Profile



Pages 4 & 5

PalletPal Mobile Levelers



Page 6

PalletPal Rotator/Inverters

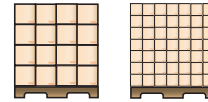


Page 7

PALLETPAL® 360 FULLY AUTOMATIC SPRING-ACTUATED

Ideal for Most Applications


With inherent stability and no power sources or connections, the fully automated mechanical PalletPal® 360 is virtually maintenance-free. The turntable is easily rotated even when fully loaded and allows for nearside loading and unloading without walking around the unit. Exclusive PalletPal base design keeps all components within the diameter of the turntable ring offering workers complete 360° access to loads with no reach-over zones.



Best used with uniform loads



Spring installation is fast and easy. Springs accommodate wide load range with no need for adjustment and require no tools.



Heavy-duty springs bring pallet to most convenient height.

Wide base for free standing stability.

Leveling feet (optional) allow use on sloping or uneven floors.



43 3/4" diameter, low-friction bearing-supported turntable.

Dampener provides smooth, gradual raising and lowering without overshoot or bounce.

Rugged tubular steel frame for loads up to 4,500 lbs.

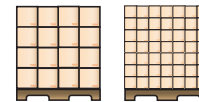
Fork channels for relocation by fork truck.

CAPACITY	LOWERED HEIGHT	RAISED HEIGHT	SHIPPING WEIGHT
400 - 4,500 lbs.	9 1/2"	28"	410 lbs.

PALLETPAL® 360 AIR FULLY AUTOMATIC PNEUMATIC-ACTUATED

For Use Where Loads Vary Widely and are Changed Frequently

The Pneumatic Option PalletPal® 360 Air provides all the performance of our spring unit, but uses an airbag that operates on shop air. The PalletPal 360 Air also includes a small spring to provide a more linear response than is possible with an air bag alone. The spring also provides a measure of safety by restricting the descent of the unloaded turntable in the event of accidental air loss. Exclusive PalletPal base design keeps all components within the diameter of the turntable ring offering workers complete 360° access to loads with no reach-over zones.



Best used with uniform loads



Optional phenolic frame cover. For airbag or spring units.

43 3/4" diameter, low-friction bearing-supported turntable.

Rugged lift table type frame for loads up to 4,500 lbs.

Wide base for free standing stability.



Fully guarded, easily accessible air outlet and gauge.

Air bag fully protected in down position.

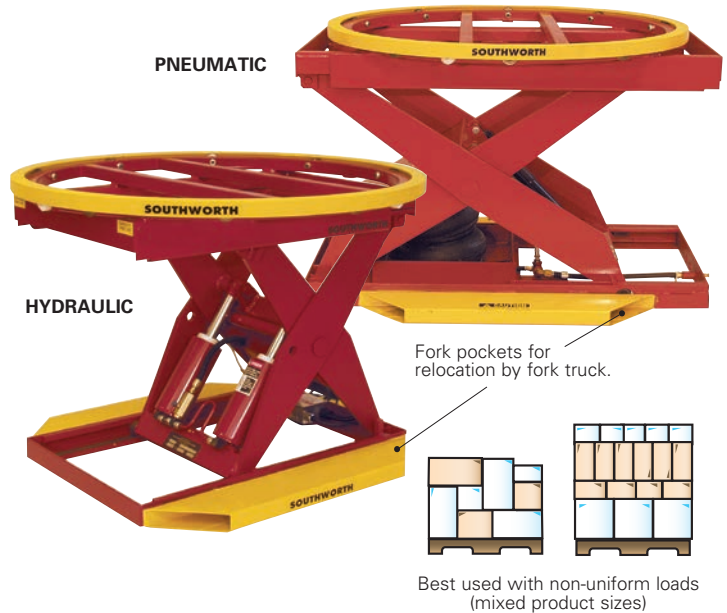
Fork channels for relocation by fork truck.

CAPACITY	LOWERED HEIGHT	RAISED HEIGHT	SHIPPING WEIGHT
300 - 4,500 lbs.	9 1/2"	27 3/4"	435 lbs.

POWERED PALLETPAL®

When loads, weights, pallet sizes or product dimensions vary greatly, a Powered PalletPal® with total operator control is the solution. A foot control allows the operator to adjust the load to an infinite number of positions up to 32¾" (plus pallet), so it is always at the most comfortable height for loading and unloading. The manual turntable allows quick and easy rotation of the load so that the operator is always working on the near side, eliminating reaching, stretching and walking around. Built-in fork pockets provide both ease of portability and additional stability.

Powered PalletPal Level Loaders are available in two styles. The **Hydraulic Powered PalletPal** works on standard 115V power and is available in 2,000 and 4,000 lb. capacities. The **Pneumatic Powered PalletPal** operates on shop air. A heavy-duty airbag positions pallet loads weighing up to 4,000 lbs. with as little as 80 psi.



MODEL NO.	LIFT MECHANISM	CAPACITY	TURNTABLE DIAMETER	LOWERED HEIGHT	RAISED HEIGHT	POWER	SHIPPING WEIGHT
PPH2-24	Hydraulic	2,000 lbs.	43½"	8¾"	32¾"	115/1/60	700 lbs.
PPH4-24	Hydraulic	4,000 lbs.	43½"	8¾"	32¾"	115/1/60	760 lbs.
PPA2-24	Pneumatic	2,000 lbs.*	43½"	9½"	33½"	80 PSI/15 CFM	640 lbs.
PPA4-24	Pneumatic	4,000 lbs.*	43½"	9½"	33½"	80 PSI/15 CFM	660 lbs.

*This is not a lifting capacity. These airbag actuated machines are dedicated to pallet positioning applications. The capacity denotes the maximum weight of the fully loaded pallet that is appropriate for each model.

PALLETPAL® ROLL-IN™

For Use with Hand Pallet Trucks

A unique low-profile design allows the Roll-In™ to be fed with an ordinary hand pallet truck. Simply pick up the palletized load (on any type of open-bottom pallet or skid), raise the pallet truck and roll the load into position. The pallet moves over the Roll-In while the pallet truck rolls in between the outside platform and center support beam. The load is uniformly positioned and the pallet truck can be lowered and rolled out of the way. Workers can access loads from all four sides with minimum reachover. A convenient foot switch control allows for hands-free positioning of loads, and a full perimeter toe guard provides an added measure of safety.



For use with open bottom pallet or skid

MODEL NO.	CAPACITY	PLATFORM SIZE	LOWERED HEIGHT	RAISED HEIGHT	RISE TIME	I.D.	POWER	SHIPPING WEIGHT
ROLL-E-2.2-31	2,200 lbs.	51" x 60½"	3¾"	34¾"	22 sec.	29"	115/1/60	700 lbs.
ROLL-U 2.2-31	2,200 lbs.	51" x 60½"	3¾"	34¾"	22 sec.	29"	115/1/60	700 lbs.

PALLETPAL® ROLL-ON™ For Use with Hand Pallet Trucks

With internal hydraulic power, PalletPal® Roll-On™ Level Loaders lower to floor height so pallets can be rolled on and off with a hand pallet truck. The lift is then easily adjusted by pushbutton or foot switch control to maintain an ideal height for manual loading and unloading. The narrow side and back panels provide easy reachover for four sided-access.

Now available with One Touch Auto Leveling

Allows the operator to “dial-in” the exact increment of travel for loading or unloading. It will also return the platform to full height (or to fully lowered position) at the touch of a button.




Photo sensor toe protection - platform will not lower if foot is present.

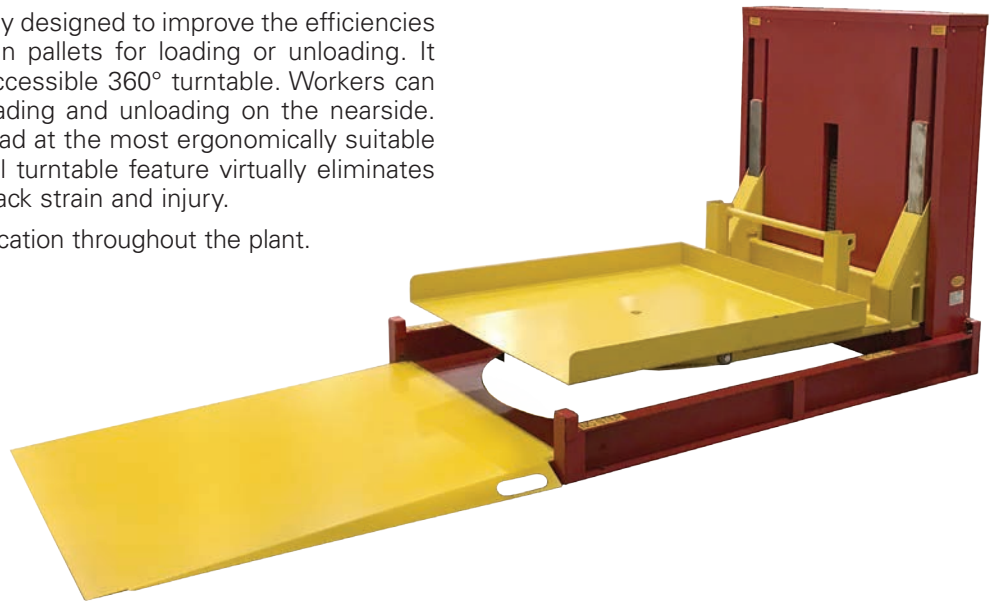
MODEL NO.	CAPACITY	PLATFORM SIZE	LOWERED HEIGHT	RAISED HEIGHT	RISE TIME	POWER	SHIPPING WEIGHT
ROLLC2.5-28	2,500 lbs.	40" x 48"	3/8"	28 3/8"	22 sec.	115/1/60	1,350 lbs.
ROLLC2.5-28	2,500 lbs.	44" x 48"	3/8"	28 3/8"	22 sec.	115/1/60	1,500 lbs.
ROLLC2.5-28	2,500 lbs.	52" x 48"	3/8"	28 3/8"	22 sec.	115/1/60	1,650 lbs.
ROLLC4-28	4,000 lbs.	40" x 48"	3/8"	28 3/8"	30 sec.	115/1/60	1,500 lbs.
ROLLC4-28	4,000 lbs.	44" x 48"	3/8"	28 3/8"	30 sec.	115/1/60	1,650 lbs.
ROLLC4-28	4,000 lbs.	52" x 48"	3/8"	28 3/8"	30 sec.	115/1/60	1,800 lbs.

Units are furnished with either pushbutton or foot switch control.

PALLETPAL® ROLL-ON™ WITH TURNTABLE

The Roll-On with Turntable is specifically designed to improve the efficiencies at any work station having to position pallets for loading or unloading. It features a built-in, hand pallet truck accessible 360° turntable. Workers can spin the pallet so they are always loading and unloading on the nearside. This level loader puts the top of the load at the most ergonomically suitable height for the worker, and the manual turntable feature virtually eliminates reach over – a major cause of lower back strain and injury.

Ramp can be removed to facilitate relocation throughout the plant.



MODEL NO.	CAPACITY	LOWERED HEIGHT	VERTICAL TRAVEL	PLATFORM SIZE	RAMP LENGTH	STANDARD HP	STANDARD VOLTAGE	SHIPPING WEIGHT
ROLLC2.5-28TNT	2,500 lbs.	2"	28"	44" x 48"	33"	1	115/1/60	1,500 lbs.
ROLLC2.5-28TNT	2,500 lbs.	2"	28"	44" x 48"	51"	1	115/1/60	1,600 lbs.

Units are furnished with either pushbutton or foot switch control.

PALLETPAL® MOBILE LEVELER/STACKER

Perform multiple tasks with one versatile machine. Used by itself as a mobile pallet positioner or as a companion to your PalletPal, the mobile leveler can deliver and remove loads quickly and easily without the expense of a ride-on fork truck. The straddle design accepts any pallet or skid. A single PalletPal Mobile Leveler can feed multiple PalletPals. Comes with 115V battery charger and is available with automatic load leveling eye.



FORK OVER For use with skids and open bottom pallets to 40" wide

MODEL NO.	CAPACITY	DRIVE	LIFT	LOWERED HEIGHT	RAISED HEIGHT	OVERALL DIMENSIONS			FORK WIDTH	FORK LENGTH	LOAD CENTER	SHIPPING WEIGHT
						WIDTH	LENGTH	HEIGHT				
PML-22-36-ME	2,200 lbs.	Manual	Electric	3½"	36"	54½"	66"	52½"	22"	24"	24"	505 lbs.
PML-30-36-ME	3,000 lbs.	Manual	Electric	3½"	36"	27"	64"	52.5"	22"	45"	24"	505 lbs.
PML-22-47-ME	2,200 lbs.	Manual	Electric	3½"	47"	27"	64"	60"	22"	45"	24"	535 lbs.
PML-30-47-ME	3,000 lbs.	Manual	Electric	3½"	47"	27"	64"	60"	22"	45"	24"	535 lbs.
PML-22-63-ME	2,200 lbs.	Manual	Electric	3½"	63"	27"	64"	76"	22"	45"	24"	550 lbs.
PML-30-63-ME	3,000 lbs.	Manual	Electric	3½"	63"	27"	64"	76"	22"	45"	24"	550 lbs.
PML-22-80-ME	2,200 lbs.	Manual	Electric	3½"	80"	27"	64.38"	98"	22"	45"	24"	675 lbs.



STRADDLE For use with any pallet or skid, even closed bottom

PMLS-22-35-ME	2,200 lbs.	Manual	Electric	2½"	35"	43½" - 57½"	63"	52½"	14-31"	42"	24"	600 lbs.
PMLS-30-35-ME	3,000 lbs.	Manual	Electric	2½"	35"	43½" - 57½"	66"	52½"	14-26"	42"	24"	625 lbs.
PMLS-22-46-ME	2,200 lbs.	Manual	Electric	2½"	46"	43½" - 57½"	63"	60"	14-31"	42"	24"	535 lbs.
PMLS-30-46-ME	3,000 lbs.	Manual	Electric	2½"	46"	43½" - 57½"	66"	60"	14-26"	42"	24"	535 lbs.
PMLS-22-62-ME	2,200 lbs.	Manual	Electric	2½"	62"	43½" - 57½"	63"	76"	14-31"	42"	24"	550 lbs.
PMLS-30-62-ME	3,000 lbs.	Manual	Electric	2½"	62"	43½" - 57½"	66"	76"	14-26"	42"	24"	550 lbs.
PMLS-22-79-ME	2,200 lbs.	Manual	Electric	2½"	79"	43½" - 57½"	63½"	98"	14-31"	42"	24"	675 lbs.

Models highlighted in yellow recommended for manual palletizing

PALLETPAL® LIFT TRUCK

If you use open bottom pallets or skids, now you can transport and palletize with a single device. Loads can be adjusted up and down at the touch of a button or the PalletPal Lift Truck can be equipped with an optional "level eye" for auto leveling. Unit comes with 115V battery charger.



For use with open bottom pallets or skids.




MODEL NO.	CAPACITY	LIFT	LOWERED HEIGHT	RAISED HEIGHT	FORK WIDTH	FORK LENGTH	INDIVIDUAL FORK WIDTH	PUMP MOTOR	BATTERY	CHARGER	SHIPPING WEIGHT
PT-33-E	3,300 lbs.	12V DC	3½"	31½"	27"	48"	6½"	12V	12V, 90 Ah	12V, 10Amp	345 lbs.
PT-33-EX	1,650 lbs.	12V DC	3½"	31½"	27"	79"	6½"	12V	12V, 90 Ah	12V, 10Amp	590 lbs.

PALLETPAL® ROTATOR/INVERTER

Restack Pallets the Faster, Safer, and Easier Way



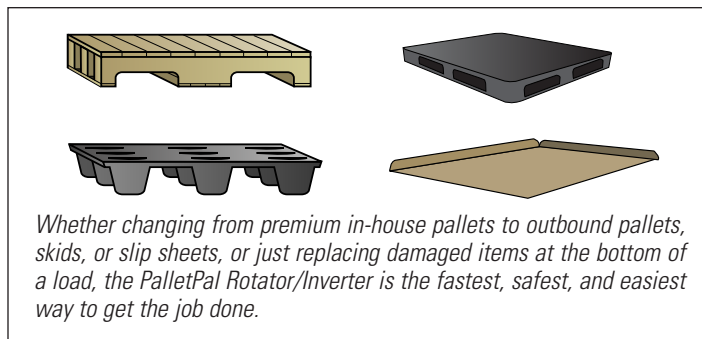
With the ability to handle pallet loads measuring up to 48" x 48" x 84" high, the PalletPal® Pallet Rotator/Inverter is a simple, rugged machine designed to invert entire pallet loads. The pressure adjustable clamping mechanism easily secures loads up to 4,400 pounds and rotates them 180 degrees on a massive anti-friction turret bearing.



Uses include:

- Replacing broken pallets
- Switching loads to/from in-house or shipping pallets
- Transferring from pallets to slip sheets
- Replacing damaged goods at the bottom of the load

No matter what the application, a PalletPal Rotator/Inverter is faster, safer, and easier than manual restacking of pallets.



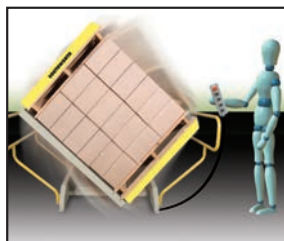
Just four simple steps...



1. Add replacement pallet or slip sheet to top of load.



2. Place loaded pallet into rotator/inverter.



3. Use the remote control to clamp and rotate load in about 15 seconds.



4. The entire cycle takes about a minute.

MODEL NO.	CAPACITY	OVERALL DIMENSIONS			MAXIMUM OPENING	MINIMUM OPENING	CLAMP SPEED	MAXIMUM LOAD SIZE			POWER	SHIPPING WEIGHT
		WIDTH	DEPTH	HEIGHT				WIDTH	DEPTH	HEIGHT		
SR-44-60	4,400 lbs.	96"	85"	89"	60"	30"	2" per sec.	48"	48"	60"	460/3/60	3,800 lbs.
SR-44-72	4,400 lbs.	108"	85"	94"	72"	42"	2" per sec.	48"	48"	72"	460/3/60	4,000 lbs.
SR-44-84	4,400 lbs.	114½"	85"	105½"	84"	54"	2" per sec.	48"	48"	84"	460/3/60	4,400 lbs.

PALLETPAL® PORTABLE TURNTABLES

When vertical load positioning is not a major consideration, these easily moved turntables can still save worker time and energy. The PalletPal Ring can be fed by a fork lift or stacker. The PalletPal Disc is hand pallet truck accessible. By rotating the load, operators always work from the near side without walking around the pallet.



PALLETPAL RING



PALLETPAL DISC

PALLETPAL DISC TURNTABLE - Hand pallet truck accessible

CAPACITY	TURNTABLE HEIGHT	TURNTABLE DIAMETER	OVERALL DIAMETER	SHIPPING WEIGHT
4,000 lbs.	7/8"	43"	48"	220 lbs.

PALLETPAL MANUAL TURNTABLE RING - Not accessible with hand pallet truck

CAPACITY	TURNTABLE HEIGHT	TURNTABLE DIAMETER	OVERALL DIAMETER	SHIPPING WEIGHT
4,400 lbs.	2 1/8"	43"	43"	150 lbs.

Check out these other great products



BACKSAVER HYDRAULIC LIFT TABLES



DANDY LIFT - PORTABLE LIFTS



E-Z REACH CONTAINER TILTERS

Visit www.SouthworthProducts.com

SOUTHWORTH®

Southworth Products Corp
 P.O. Box 1380, Portland, ME 04104-1380
 TEL: (800) 743-1000 • (207) 878-0700
 Email: info@SouthworthProducts.com