

SOUTHWORTH®

Container Access Solutions

Portable
Roll-On
Pan-Style
Low-Profile
Lift & Tilt
Fixed Height



Table of Contents

Portable Container Tilters	4
.....	
Roll-On Container Tilters	6
.....	
Pan-Style Container Tilters	8
.....	
Low-Profile Lift & Tilt Table	10
.....	
Lift & Tilt Tables	12
.....	
Fixed Height Tilter	14
.....	
Connect with Southworth	16
.....	



Fixed Height Tilter application

Handle Parts in Containers Without Bending, Lifting or Reaching

Container access solutions from Southworth improve productivity and safety by positioning baskets and other containers, making parts easily accessible without bending, stretching, or reaching.

The machines are offered in a variety of models and configurations. Units are available in capacities of up to 4,000 pounds, AC or DC power, hand pallet truck accessibility, and independent control of lift and tilt.

Use of this equipment may cause container and/or contents to move during operation. Therefore, contents should be reviewed for possibility of shifting and container walls must be capable of supporting lateral forces created by movement of contents.

Portable Container Tilters

Our most popular model, the Portable Container Tilter, allows containers to be picked up, moved into position, and tilted for easy access. Available with DC power for untethered mobility.

Choose fork-over style for containers with open under clearance or straddle styles for containers with reinforcing bars or closed under clearance.



Work Positioning



Load Transporting




Container Access





Model PTU



Model SPTU

Fork-Over Specifications

Model Number	Capacity (pounds)	Overall Width (inches)	Overall Length (inches)	Fork Length (inches)	Fork Height (inches)	Tilt	Standard Voltage*	Approx. Shipping Weight (pounds)
PTU-2	2,000	34	52 ½	40	3 ½	85°	12 Volt DC	650
PTU-4	4,000	33 ¾	61 ½	41 ¾	3 ½	85°	12 Volt DC	870

*115/1/60 AC Power available.

Units are furnished with either push-button or foot-switch control.

Straddle Specifications

Model Number	Capacity (pounds)	Overall Width (inches)	Overall Length (inches)	Fork Length (inches)	Fork Height (inches)	Tilt	Standard Voltage*	Approx. Shipping Weight (pounds)
SPTU-2	2,000	57	51	40	3 ½	85°	12 Volt DC	950
SPTU-4	4,000	57	58	40	3 ½	85°	12 Volt DC	1,250

*115/1/60 AC Power available.

Units are furnished with either push-button or foot-switch control.

Roll-On Container Tilters

Designed for stationary installation at workstations, Roll-On Tilters feature fork channels that allow hand pallet trucks or fork trucks to place containers directly on the tilter in a single step.



Work Positioning



Container Access





Roll-On Container Tilter application

Specifications *Hand pallet truck accessible*

Model Number	Capacity (pounds)	Mast Depth (inches)	Overall Width (inches)	Overall Length (inches)	Fork Length (inches)	Fork Height (inches)	Fork Out to Out (inches)	Fork Width (inches)	Tilt	Standard Voltage	Approx. Shipping Weight (pounds)
ZTU-2	2,000	7	42	47	40	4	29	8	85°	115/1/60	650
ZTU-4	4,000	7	42	47	40	4	29	8	85°	115/1/60	700

Pan-Style Container Tilters

The wide, unobstructed container pan of this model allows containers of all types, even those with leg reinforcing bars, to be placed directly on the tilter with a fork truck or hand pallet truck. The wide pan also accepts oversized containers.

In addition to standard front loading, these units can also be furnished in side-loading style or corner-tilting configurations.



Work Positioning



Container Access





Pan-Style Container Tilter application

Specifications *Hand pallet truck accessible*

Model Number	Capacity (pounds)	Mast Height (inches)	Overall Width (inches)	Overall Length (inches)	Mast Depth (inches)	Low Height (inches)	Usable Pan Size (inches)	Tilt	Standard Voltage	Approx. Shipping Weight (pounds)
ZTU-2 Pan	2,000	31 ½	62 ½	65 ¼	7	¾	50 x 50	85°	115/1/60	1,150
ZTU-4 Pan	4,000	31 ½	62 ½	65 ¼	7	¾	50 x 50	85°	115/1/60	1,250

Units are furnished with either push-button or foot-switch control.

Low-Profile Lift & Tilt Table

This is a combination lift table and tilter with a pan-style platform that accommodates most types of containers. When lowered, the unit is essentially flush to the floor so it can be easily loaded with a typical hand pallet truck.

Operators can independently control the height and tilt angle for precise positioning and maximum operator comfort.



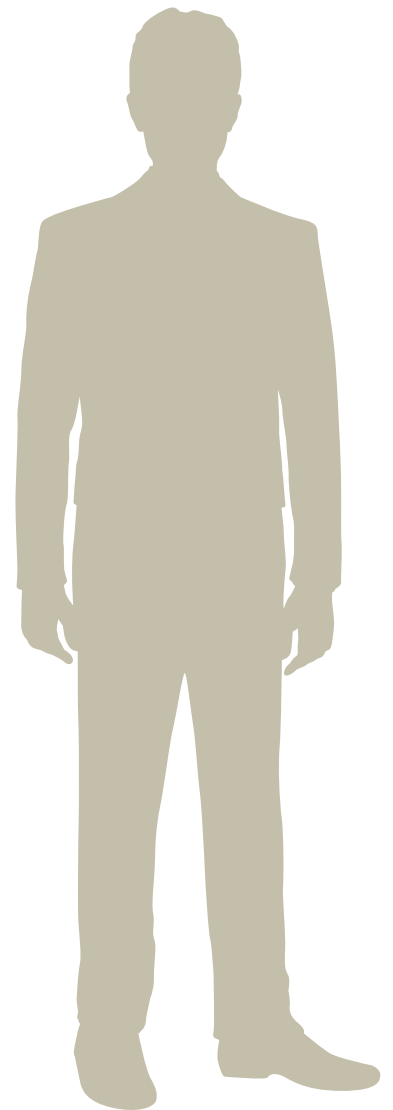
Vertical Lifting



Work Positioning



Container Access





Low-Profile Lift & Tilt Table

Specifications *Hand pallet truck accessible*

Model Number	Capacity (pounds)	Lift Height (inches)	Low Height (inches)	Usable Pan Size (inches)	Tilt	Standard Voltage	Approx. Shipping Weight (pounds)
ZLS2-33-40	2,000	33 ½	¾	50 x 48	30°	115/1/60	1,420
ZLS4-33-40	4,000	33 ½	¾	50 x 48	30°	115/1/60	1,505

Lift & Tilt Tables

Hydraulic or Pneumatic Actuation

With its exclusive universal tilter base, this machine compensates for the shifting center of gravity as the load is tilted. The open frame top allows the tilting hydraulics to retract within the frame resulting in a lower profile when in the full down position. This model also combines a shorter but wider stance for improved stability in a smaller footprint.



Work Positioning



Container Access





Model GLTA



Model UTB

Specifications

Model Number	Lift Mechanism	Capacity (pounds)	Standard Platform (inches)	Max Platform (inches)	Lowered Height (inches)	Vertical Travel (inches)	Angular Travel	Raised Height (inches)	Power	Approx. Shipping Weight (pounds)
UTB1	Hydraulic	1,000	42 x 42	66 x 72	11	28	30° or 45°	39	115/1/60	1,100
UTB2	Hydraulic	2,000	42 x 42	66 x 72	11	28	30° or 45°	39	115/1/60	1,150
UTB4	Hydraulic	4,000	42 x 42	66 x 54	11	28	30° or 45°	39	115/1/60	1,450
GLTA2-24	Pneumatic	2,000	36 x 48	48 x 60	15	24	30°	39	80psi / 80cfm*	900
GLTA4-24	Pneumatic	4,000	48 x 48	60 x 60	15	24	30°	39	80psi / 80cfm*	1,500

*Free Air

Fixed Height Tilter

Hydraulic or Pneumatic Actuation

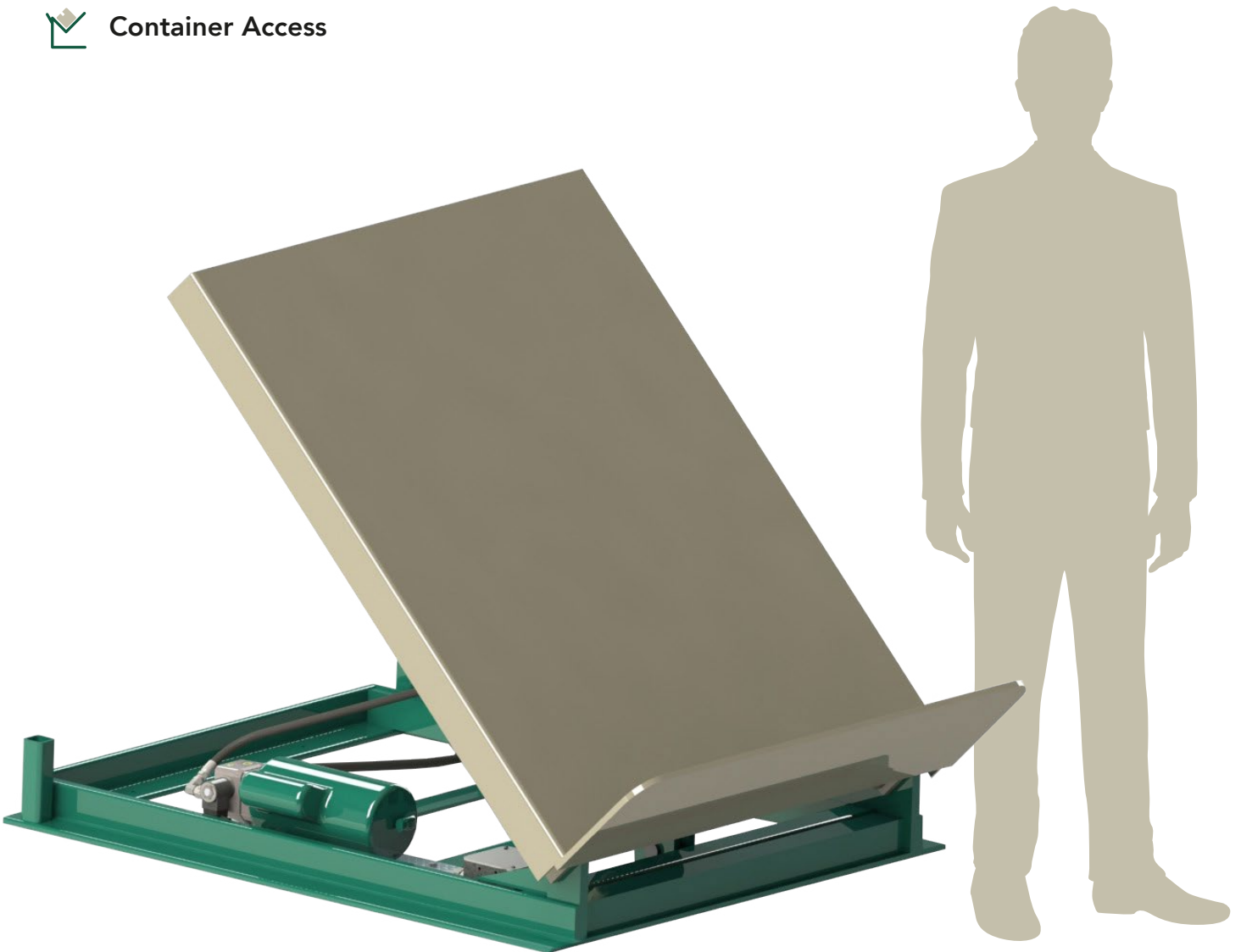
This model is best suited for applications utilizing small or shallow containers that do not require vertical repositioning. Available in 2000 or 4000 pound capacity, these tilters can be mounted on the floor or a fixed height table top.



Work Positioning



Container Access





Fixed Height Tilter application

Specifications

Model Number	Lift Mechanism	Capacity (pounds)	Minimum Platform (inches)	Max Platform (inches)	Lowered Height (inches)	Angular Travel	Power	Approx. Shipping Weight (pounds)
T2-45	Hydraulic	2,000	24 x 36	48 x 48	7 ½	30° or 45°	115/1/60	600
T4-45	Hydraulic	4,000	24 x 36	48 x 48	7 ½	30° or 45°	115/1/60	650
GTA2-30	Pneumatic	2,000	36 x 48	48 x 60	7	30°	80psi / 80cfm*	650
GTA4-30	Pneumatic	4,000	36 x 48	48 x 60	7	30°	80psi / 80cfm*	750

*Free Air

SOUTHWORTH®

Southworth Products
P.O. Box 1380
Portland, ME
04104-1380

☎ Tel: 207-878-0700

☎ Toll-Free: 800-743-1000

📄 southworthproducts.com

